



A World-Class Community of Learners

Fridley Public Schools Revised Budget FY 2015-16 January 19, 2016

Matthew Hammer, Director of Finance

Fridley Budget Planning

Improving academic achievement

Using the most effective instructional strategies

Maintaining a safe and positive learning environment

Building financial stability

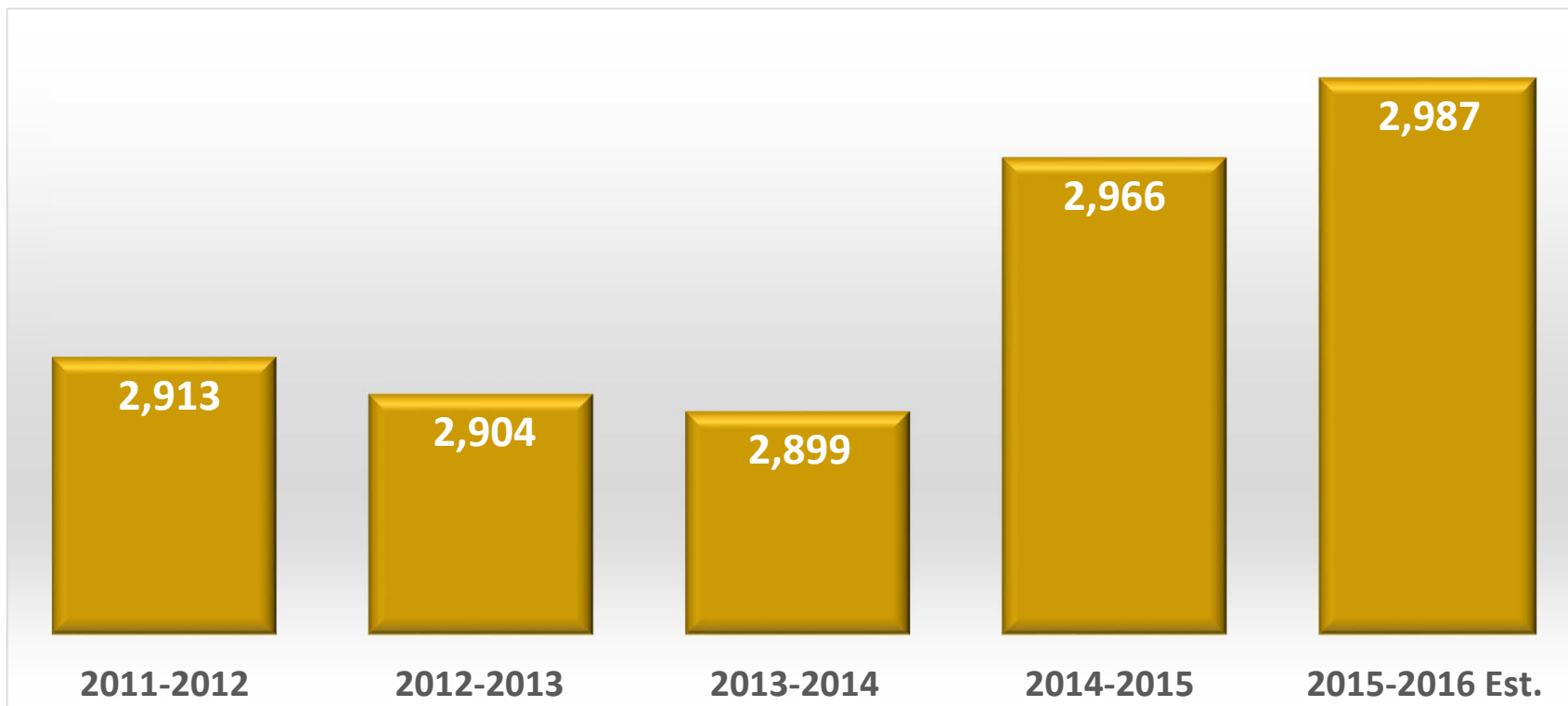
Improving parent, school and community partnership



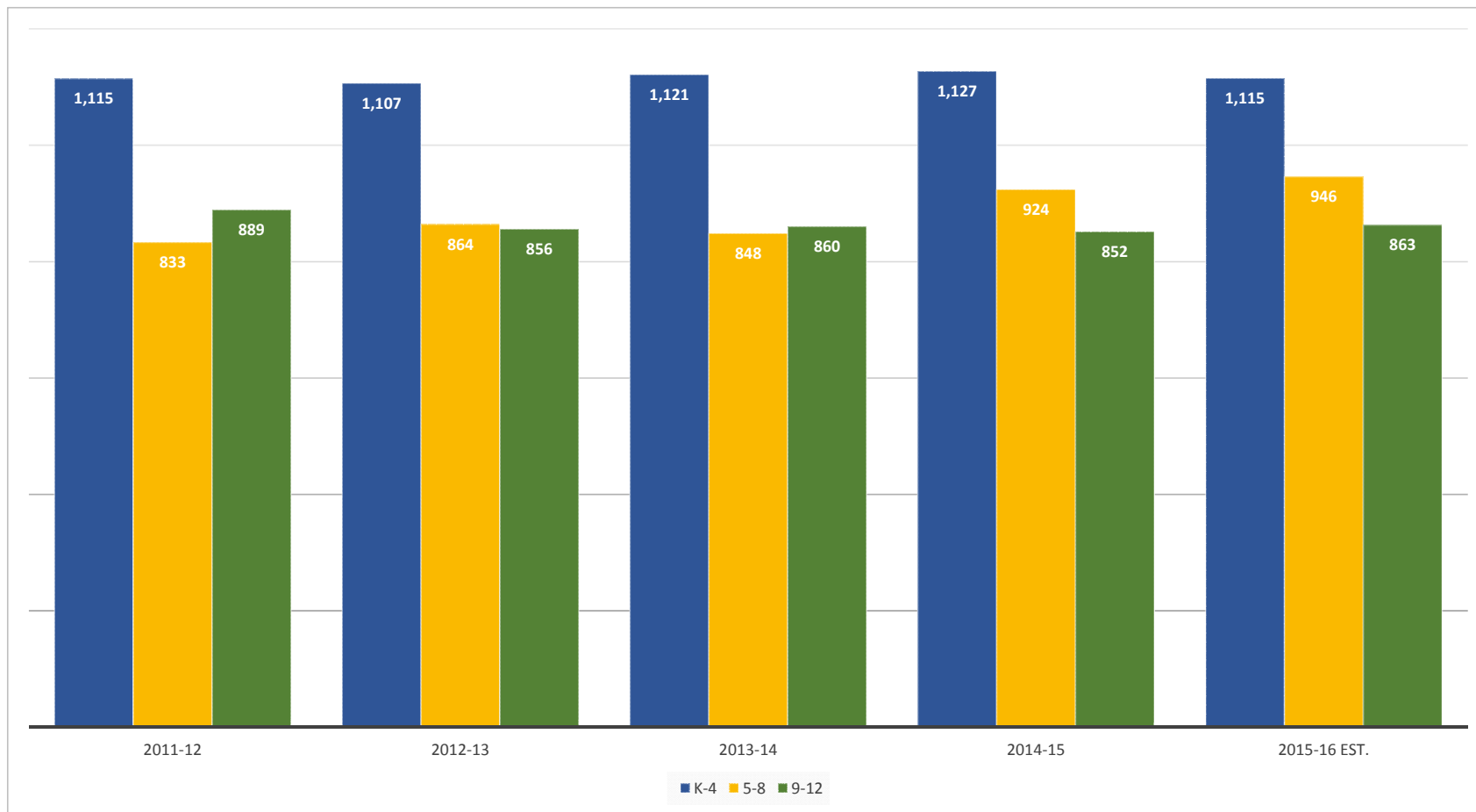
Enrollment



Enrollment

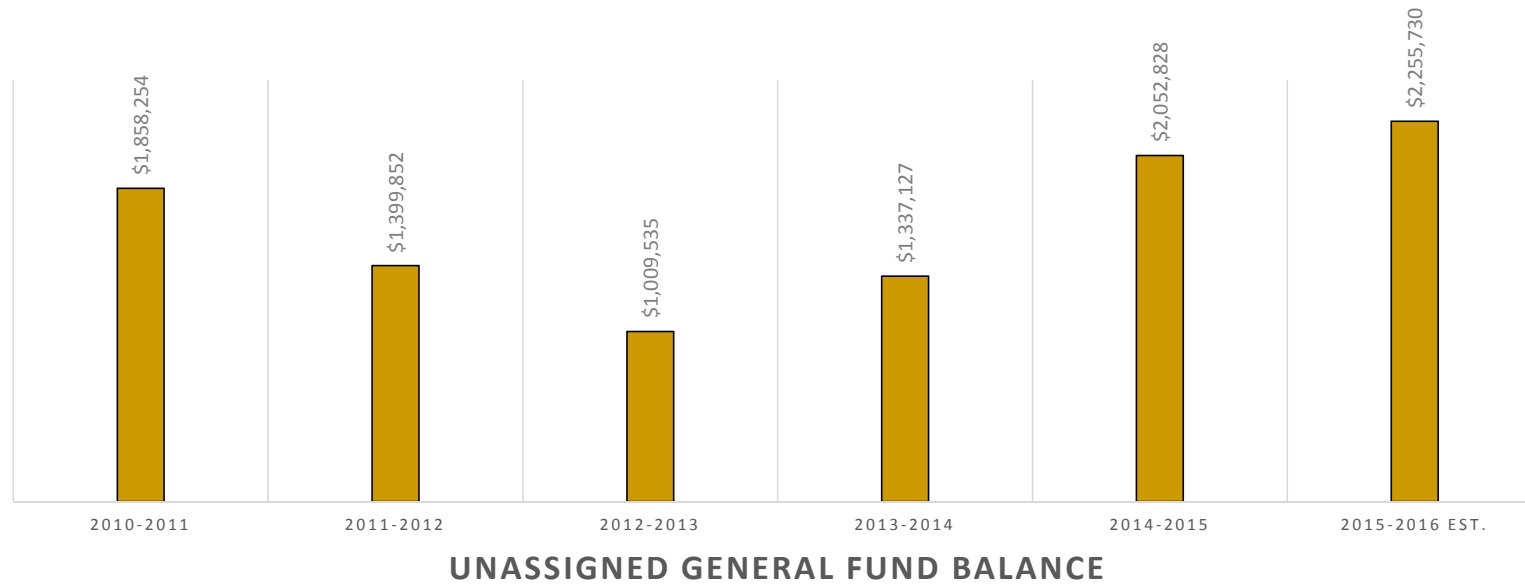


Enrollment



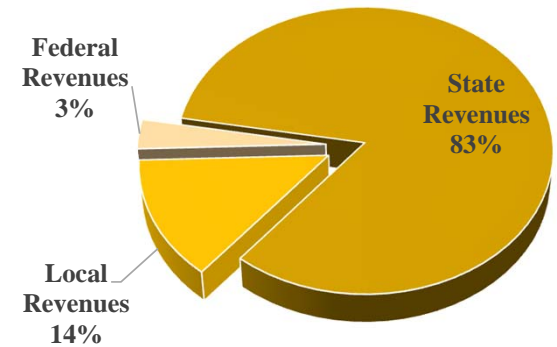
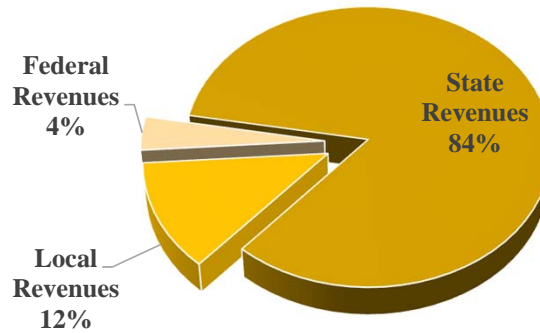
General Fund Unassigned Fund Balance

| | Actual FY10-11 | Actual FY11-12 | Actual FY12-13 | Actual FY13-14 | Actual FY14-15 | Budget FY15-16 |
|-----------------------|-------------------|-------------------|-------------------|-------------------|-------------------|-------------------|
| Expenditures | \$29,166,638 | \$29,054,130 | \$29,326,316 | \$28,838,575 | \$29,572,943 | \$31,052,547 |
| Fund Balance | \$1,858,254 | \$1,399,852 | \$1,009,535 | \$1,337,127 | \$2,052,828 | \$2,255,730 |
| Fund Balance % | 6.37% | 4.82% | 3.44% | 4.64% | 6.94% | 7.26% |



Revenue By Source

| <u>Revenue Source</u> | <u>FY 15 Actual</u> | <u>FY 15 %</u> | <u>FY 16 Budget</u> | <u>FY 16 %</u> |
|--------------------------------|---------------------|----------------|---------------------|----------------|
| State Revenues | \$31,976,498 | 83.7% | \$32,541,521 | 83.2% |
| Local Revenues | \$4,756,778 | 12.5% | \$5,294,471 | 13.5% |
| Federal Revenues | \$1,464,924 | 3.8% | \$1,289,743 | 3.3% |
| Incoming Transfers Other Funds | \$0 | 0.0% | \$0 | 0.0% |
| Total | \$38,198,200 | 100.0% | \$39,125,735 | 100.0% |

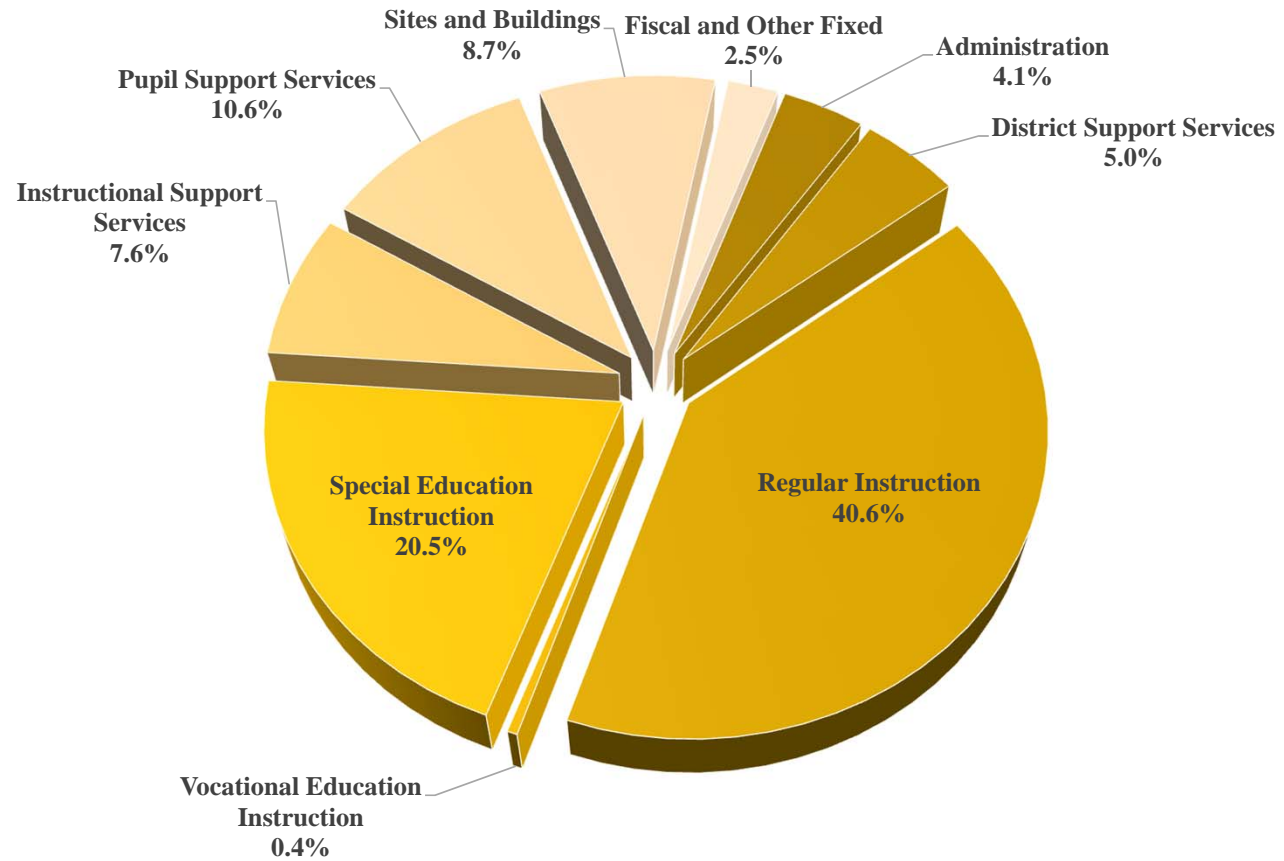


General Fund Budget


| | |
|---------------------------------|---------------------|
| FY15-16 Unassigned Revenues | \$31,255,449 |
| FY15-16 Unassigned Expenditures | <u>\$31,052,547</u> |
| Surplus | \$ 202,902 |

| | |
|------------------------------|--------------|
| Actual Fund Bal June 2015 | \$ 2,052,828 |
| Estimated Fund Bal June 2016 | \$ 2,255,730 |
| June 30, 2016 Fund Balance % | 7.26% |

Expense Budget Fiscal Year 2016



Expense Budget Fiscal Year 2016



Food Service

| | |
|----------------------|--------------------|
| FY15-16 Revenues | \$1,961,341 |
| FY15-16 Expenditures | <u>\$1,941,660</u> |
| Surplus | \$19,681 |

| | |
|------------------------------|-----------|
| Actual Fund Bal June 2015 | \$316,699 |
| Estimated Fund Bal June 2016 | \$336,380 |

Community Service

| | |
|----------------------|---------------------|
| FY15-16 Revenues | \$ 2,896,454 |
| FY15-16 Expenditures | <u>\$ 2,822,121</u> |
| Surplus | \$ 74,333 |

Actual Fund Bal June 2015\$ (64,215)

Estimated Fund Bal June 2016 \$ 10,118

Other Funds

| | Capital Projects | Internal Service | Debt Service |
|------------------------|---------------------|---------------------|-----------------|
| FY15-16 Revenues | \$ 27,740,349 | \$ 5,465,000 | \$ 3,700,783 |
| FY15-16 Expenditures | \$ 3,211,733 | \$ 5,255,250 | \$ 3,435,653 |
| Surplus/(Deficit) | \$ 24,528,616 | \$ 209,750 | \$ 265,130 |
| Act. Fund Bal. 6/30/15 | \$ 723,983 | \$ 4,739,881 | \$ 520,135 |
| Est. Fund Bal. 6/30/16 | \$ 25,252,599 | \$ 4,949,631 | \$ 785,265 |

Questions / Comments

Matthew Hammer

Director of Finance

Fridley Public Schools

Matt.Hammer@Fridley.k12.mn.us

