



*A World-Class Community of Learners*

# **Fridley Public Schools Adopted Budget FY 2016-17 June 21, 2016**

**Matthew Hammer, Director of Finance**

# Fridley Budget Planning

Improving academic achievement

Using the most effective instructional strategies

Maintaining a safe and positive learning environment

Building financial stability

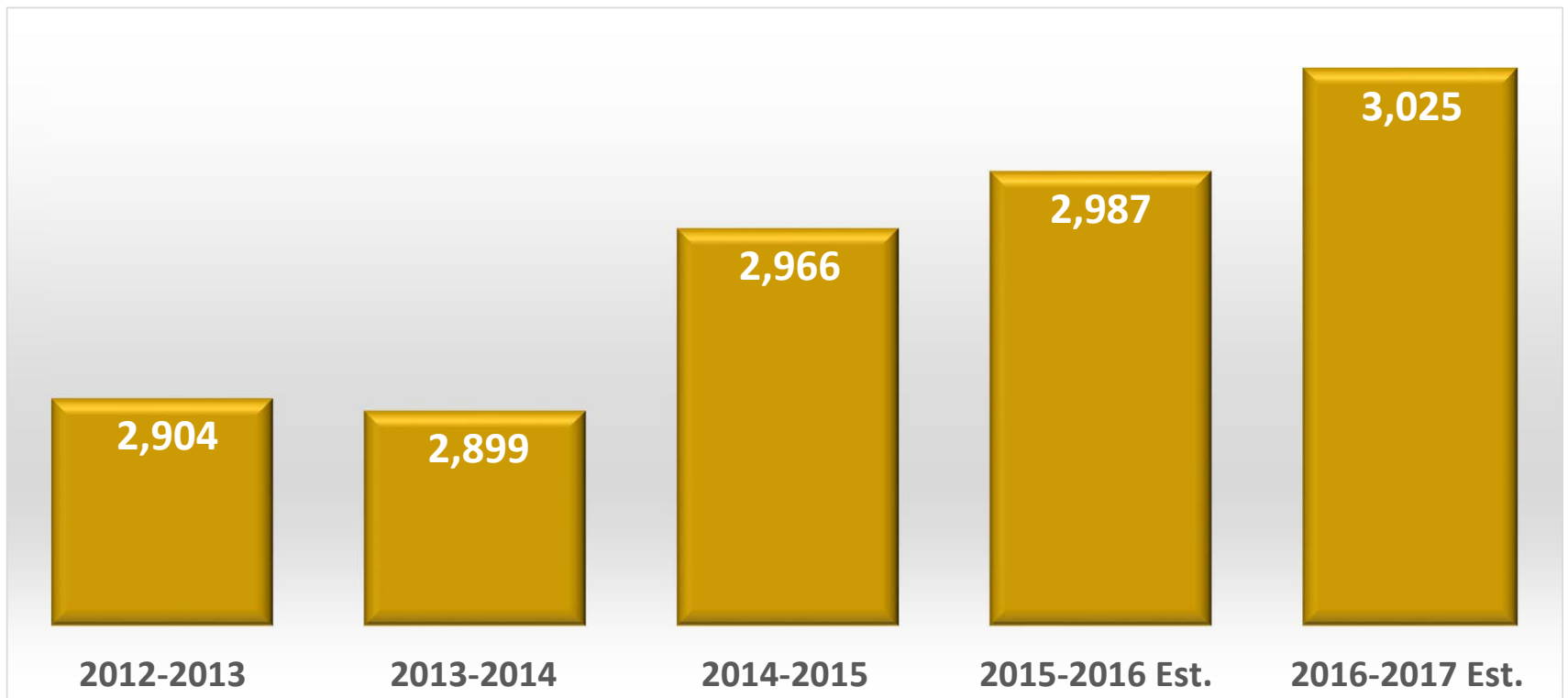
Improving parent, school and community partnership



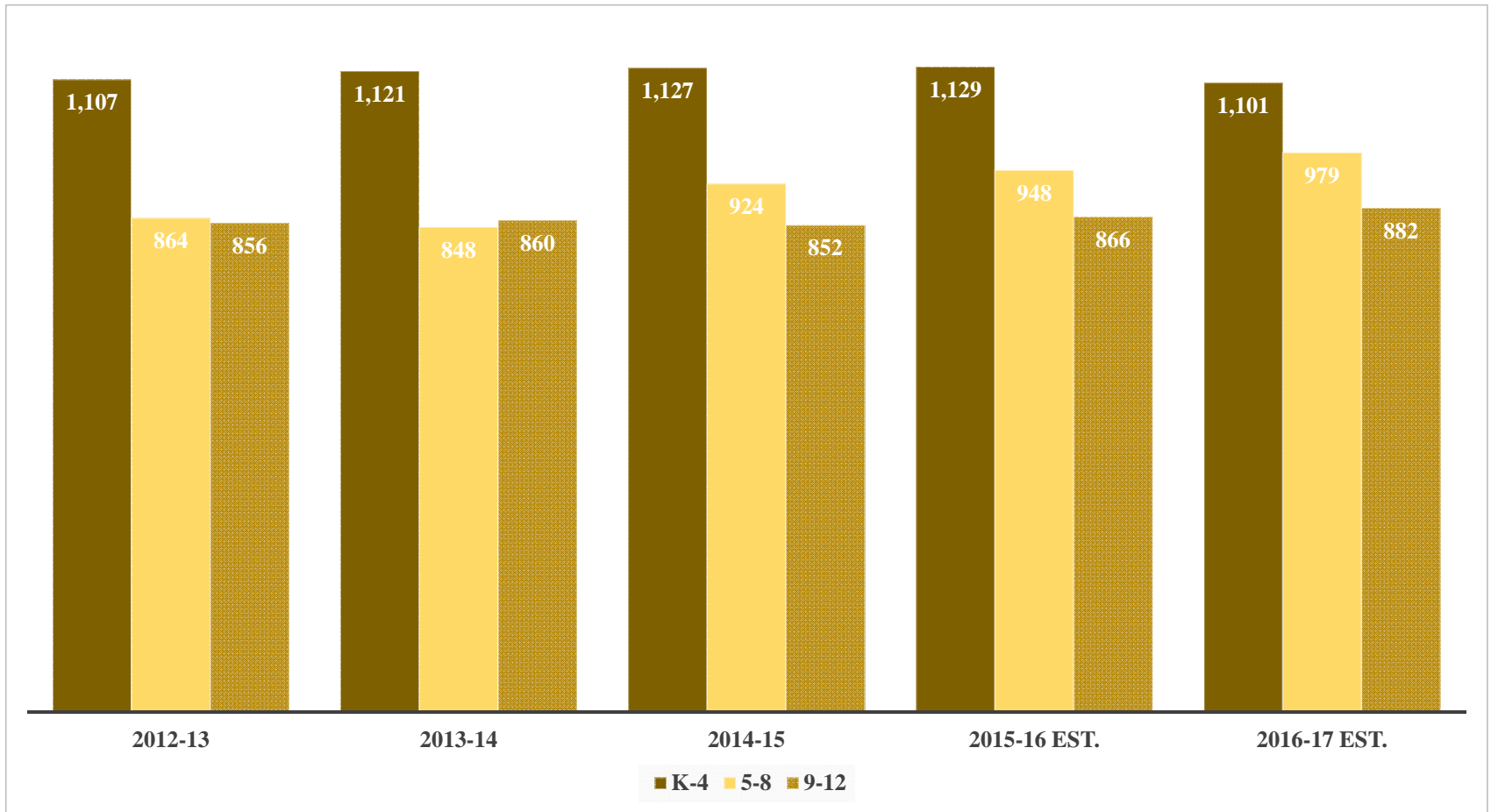
# Enrollment



# Enrollment

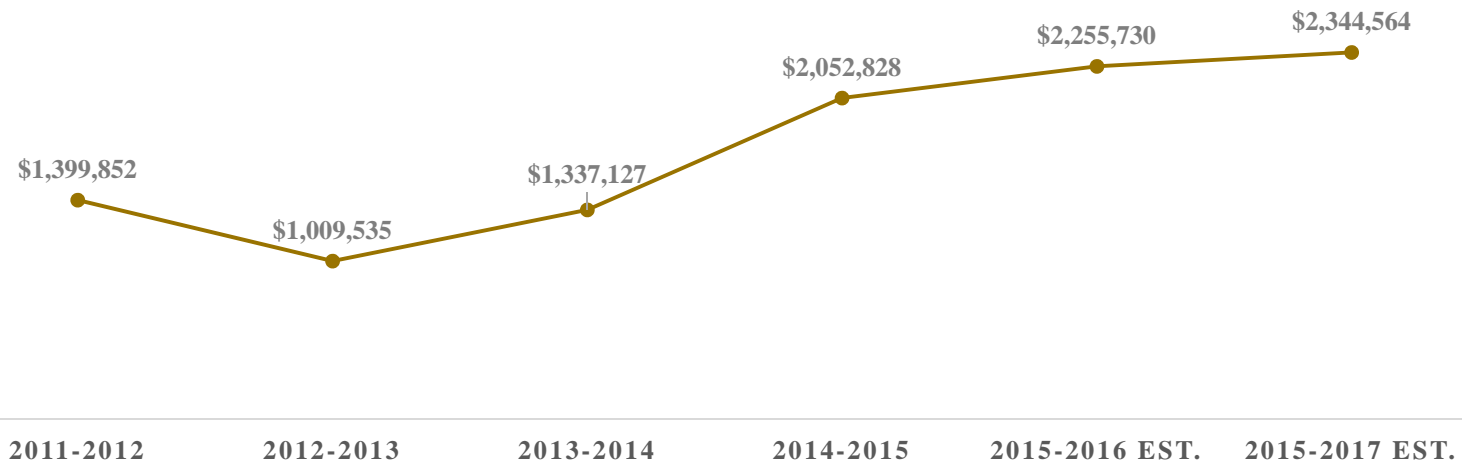


# Enrollment



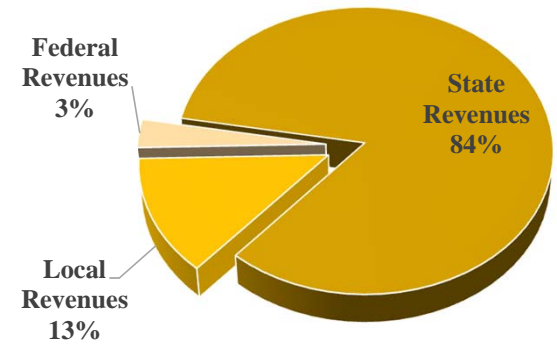
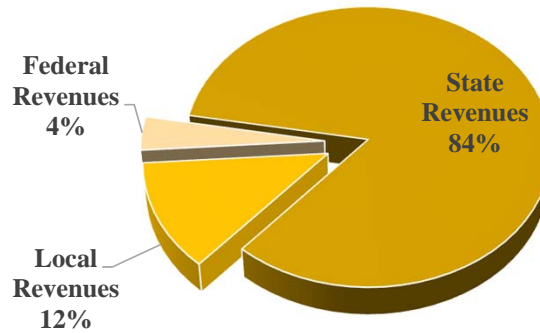
# General Fund Unassigned Fund Balance

	Actual FY11-12	Actual FY12-13	Actual FY13-14	Actual FY14-15	Budget FY15-16	Budget FY16-17
<b>Expenditures</b>	\$29,054,130	\$29,326,316	\$28,838,575	\$29,572,943	\$31,052,547	\$32,082,317
<b>Fund Balance</b>	\$1,399,852	\$1,009,535	\$1,337,127	\$2,052,828	\$2,255,730	\$2,344,564
<b>Fund Balance %</b>	4.82%	3.44%	4.64%	6.94%	7.26%	7.31%



# Revenue By Source

<u>Revenue Source</u>	<u>FY 15 Actual</u>	<u>FY 15 %</u>	<u>FY 17 Budget</u>	<u>FY 17 %</u>
State Revenues	\$31,976,498	83.7%	\$33,784,567	83.7%
Local Revenues	\$4,756,778	12.5%	\$5,313,145	13.2%
Federal Revenues	\$1,464,924	3.8%	\$1,279,702	3.2%
Incoming Transfers Other Funds	\$0	0.0%	\$0	0.0%
<b>Total</b>	<b>\$38,198,200</b>	<b>100.0%</b>	<b>\$40,377,414</b>	<b>100.0%</b>



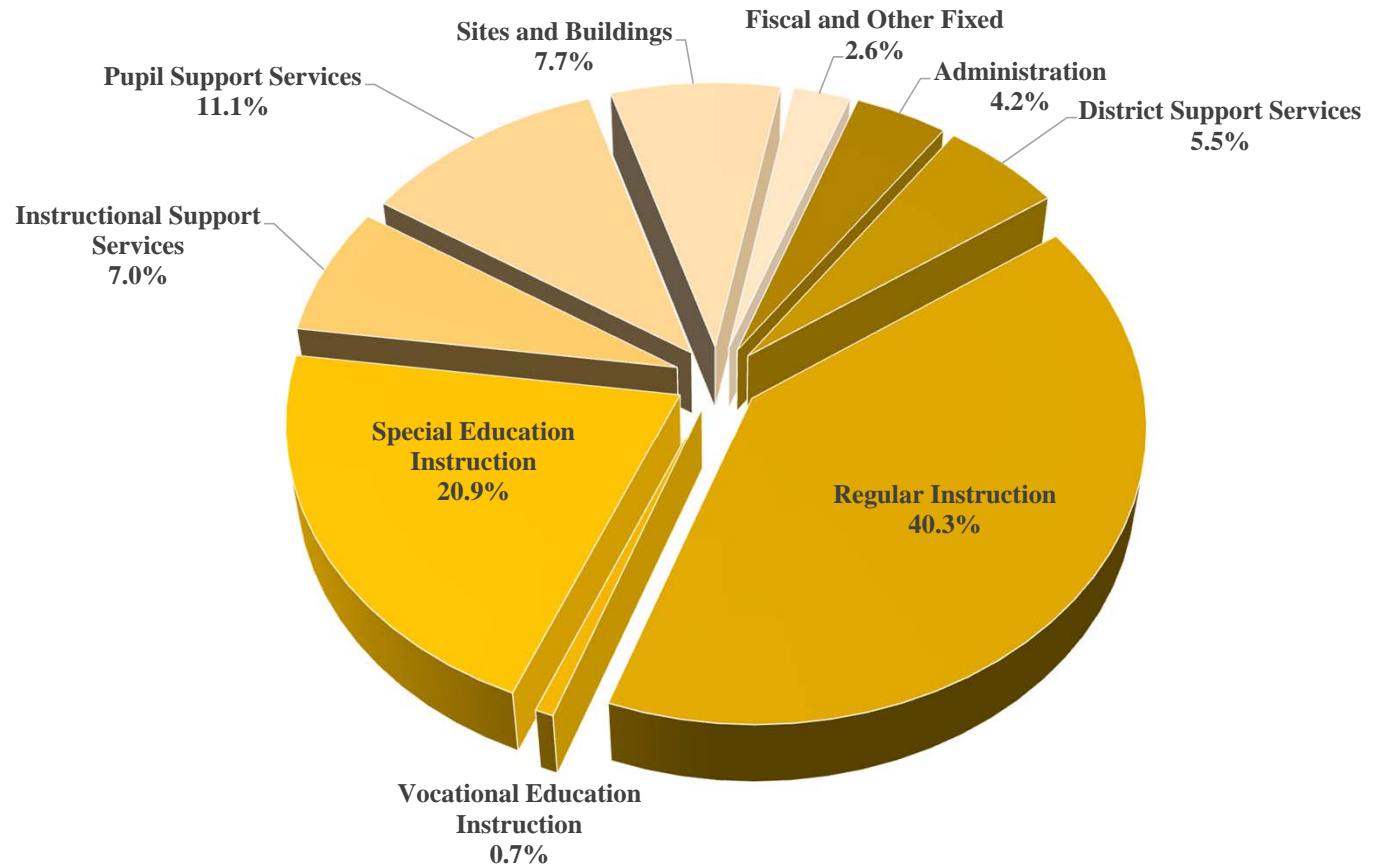
# General Fund Budget

---

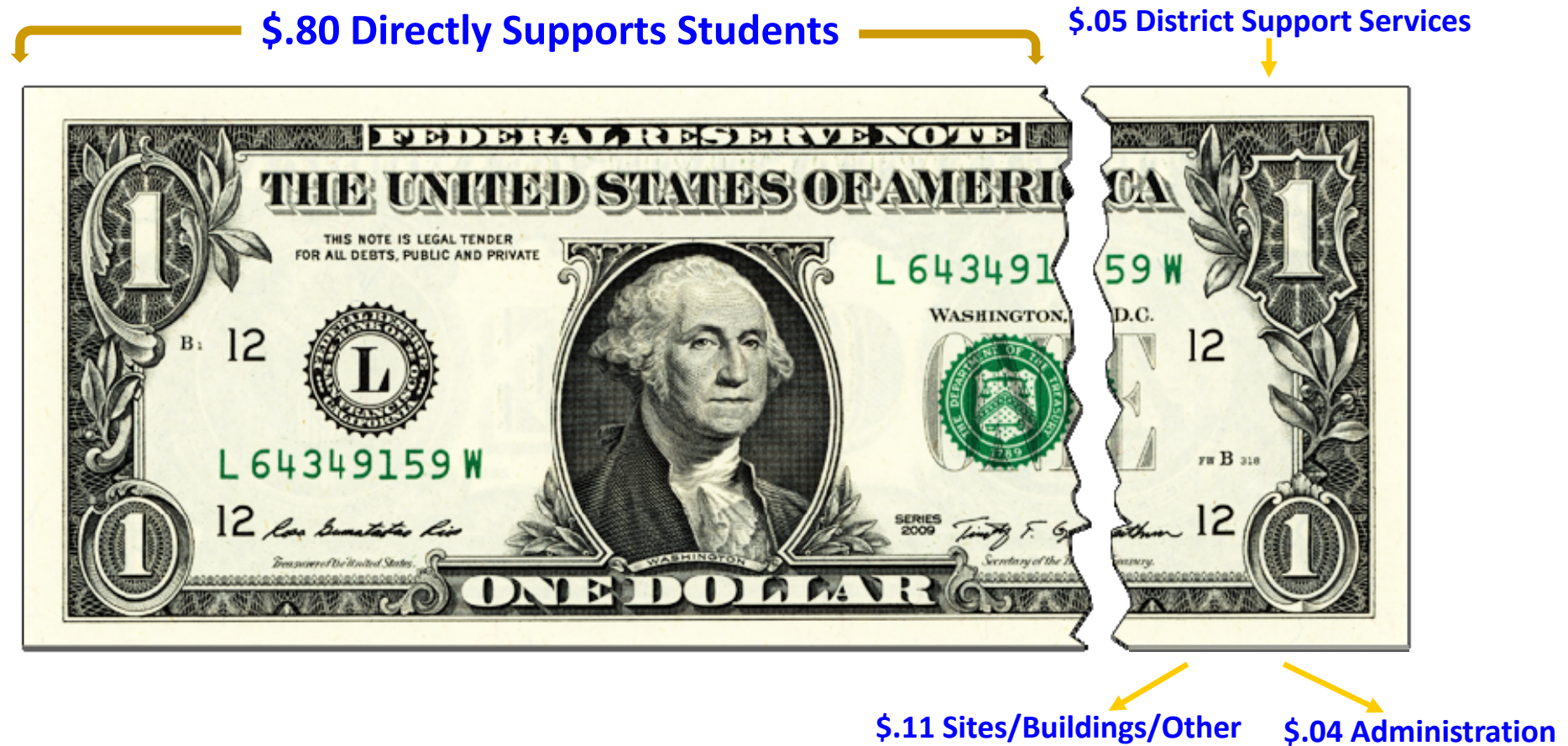
FY16-17 Unassigned Revenues	\$32,171,151
FY16-17 Unassigned Expenditures	<u>\$32,082,317</u>
<b>Surplus</b>	<b>\$ 88,834</b>

Estimated Fund Bal June 2016	\$ 2,255,730
Estimated Fund Bal June 2017	\$ 2,344,564
June 30, 2017 Fund Balance %	7.31%

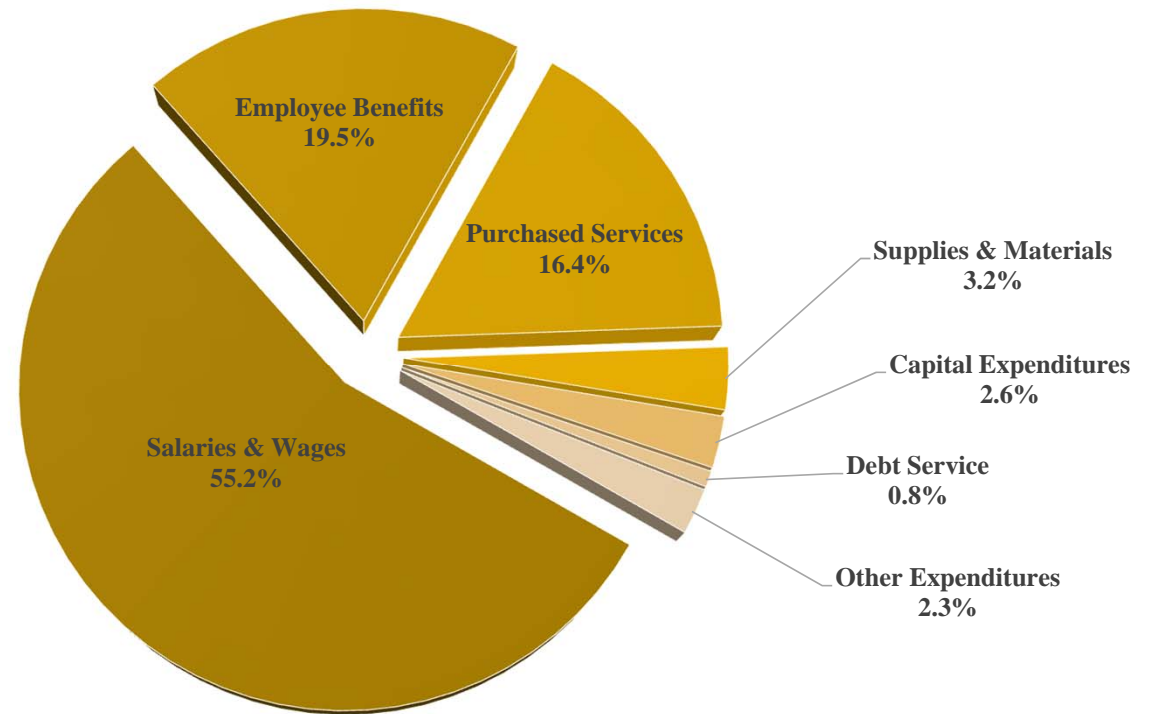
# Expense Budget Fiscal Year 2017



# Expense Budget Fiscal Year 2017



# Expense Budget Fiscal Year 2017



# Food Service

---

FY16-17 Revenues	\$2,003,109
FY16-17 Expenditures	<u>\$2,059,531</u>
Deficit	( \$56,422)
Estimated Fund Bal June 2016	\$336,380
Estimated Fund Bal June 2017	\$279,958

# Community Service

---

FY16-17 Revenues	\$ 3,046,433
FY16-17 Expenditures	<u>\$ 2,984,566</u>
<b>Surplus</b>	<b>\$ 61,867</b>

Estimated Fund Bal June 2016	\$ 10,118
Estimated Fund Bal June 2017	\$ 71,985

# Other Funds

	Capital Projects	Internal Service	Debt Service
<b>FY16-17 Revenues</b>	<b>\$ 464,983</b>	<b>\$ 5,166,000</b>	<b>\$ 4,345,957</b>
<b>FY16-17 Expenditures</b>	<b>\$ 15,410,000</b>	<b>\$ 4,783,250</b>	<b>\$ 25,369,885</b>
<b>Surplus/(Deficit)</b>	<b>\$ (15,405,000)</b>	<b>\$ 382,750</b>	<b>\$(21,023,928)</b>
<b>Est. Fund Bal. 6/30/16</b>	<b>\$ 25,252,599</b>	<b>\$ 4,949,631</b>	<b>\$20,676,308</b>
<b>Est. Fund Bal. 6/30/17</b>	<b>\$ 9,847,599</b>	<b>\$ 5,332,381</b>	<b>\$ (347,620)</b>

# Questions / Comments

---

Matthew Hammer

Director of Finance

Fridley Public Schools

[Matt.Hammer@Fridley.k12.mn.us](mailto:Matt.Hammer@Fridley.k12.mn.us)

