



*A World-Class Community of Learners*

# **Fridley Public Schools Adopted Budget FY 2018-2019 June 19, 2018**

**Matthew Hammer, Director of Finance**

# Fridley Budget Planning

Improving academic achievement

Using the most effective instructional strategies

Maintaining a safe and positive learning environment

Building financial stability

Improving parent, school and community partnership



# Fridley Budget Planning

Improving academic achievement

Using the most effective instructional strategies

Maintaining a safe and positive learning environment

Building financial stability

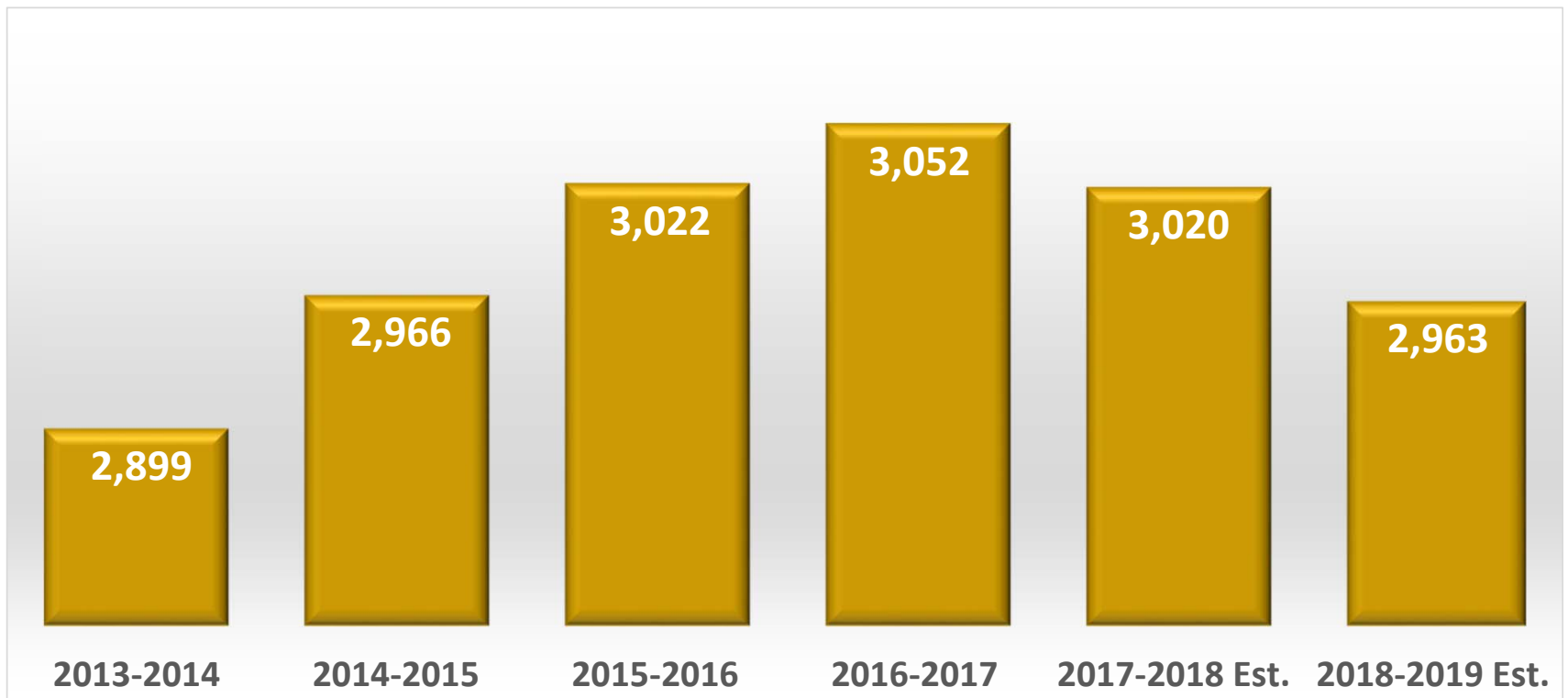
Improving parent, school and community partnership



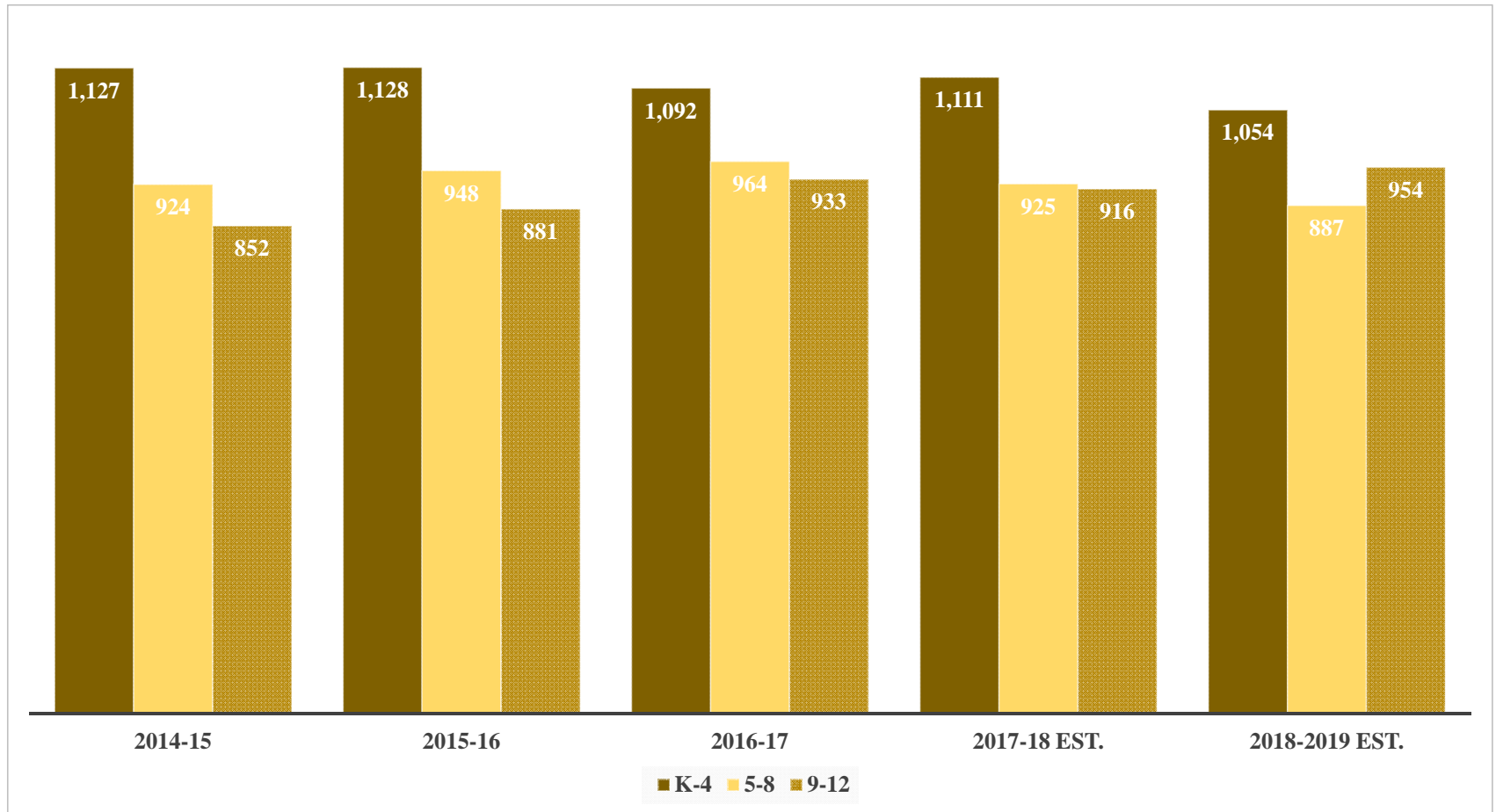
# Enrollment



# Enrollment

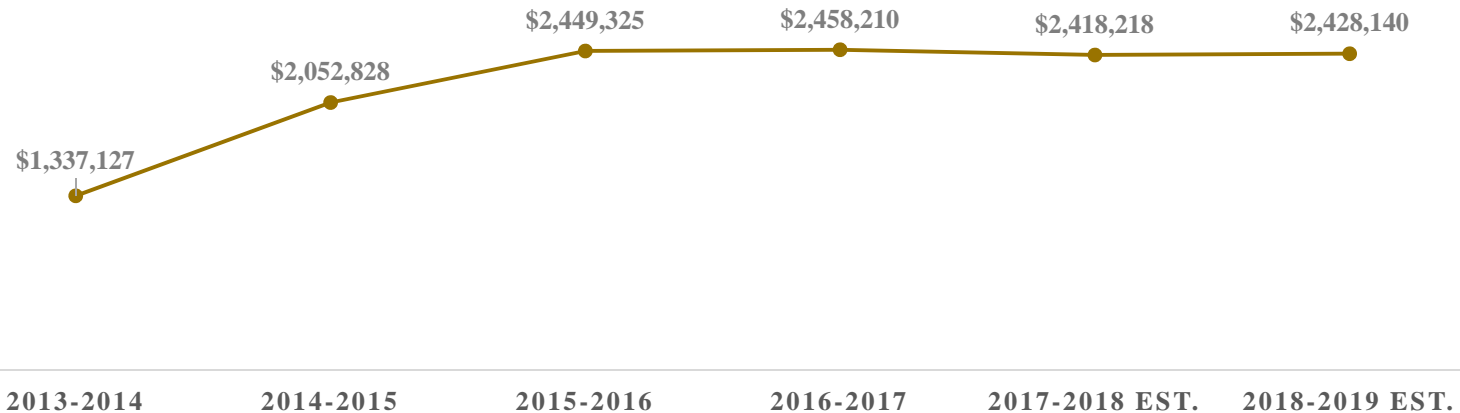


# Enrollment



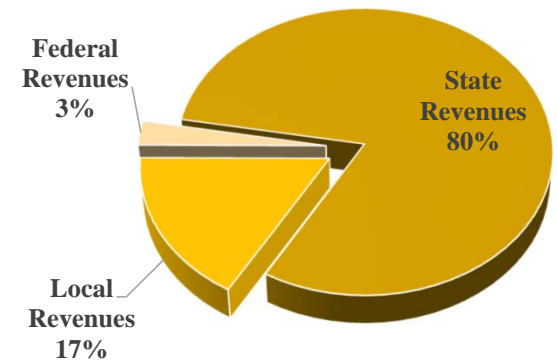
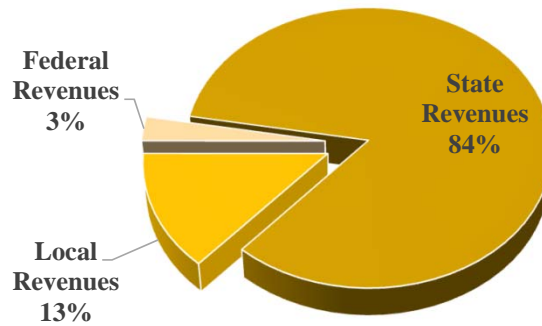
# General Fund Unassigned Fund Balance

|                       | Actual<br>FY13-14 | Actual<br>FY14-15 | Actual<br>FY15-16 | Actual<br>FY16-17 | Budget<br>FY17-18 | Budget<br>FY18-19 |
|-----------------------|-------------------|-------------------|-------------------|-------------------|-------------------|-------------------|
| <b>Expenditures</b>   | \$28,817,392      | \$29,572,625      | \$32,472,338      | \$33,474,005      | \$34,167,239      | \$34,587,705      |
| <b>Fund Balance</b>   | \$1,337,127       | \$2,052,826       | \$2,449,325       | \$2,458,210       | \$2,418,218       | \$2,428,140       |
| <b>Fund Balance %</b> | 4.64%             | 6.94%             | 7.54%             | 7.34%             | 7.08%             | 7.02%             |



# Revenue By Source

| <u>Revenue Source</u>          | <u>FY 17 Actual</u> | <u>FY 17 %</u> | <u>FY 19 Budget</u> | <u>FY 19 %</u> |
|--------------------------------|---------------------|----------------|---------------------|----------------|
| State Revenues                 | \$35,182,136        | 83.8%          | \$36,153,644        | 80.6%          |
| Local Revenues                 | \$5,651,019         | 13.5%          | \$7,479,699         | 16.7%          |
| Federal Revenues               | \$1,164,750         | 2.8%           | \$1,212,068         | 2.7%           |
| Incoming Transfers Other Funds | \$0                 | 0.0%           | \$0                 | 0.0%           |
| <b>Total</b>                   | <b>\$41,997,905</b> | <b>100.0%</b>  | <b>\$44,845,411</b> | <b>100.0%</b>  |



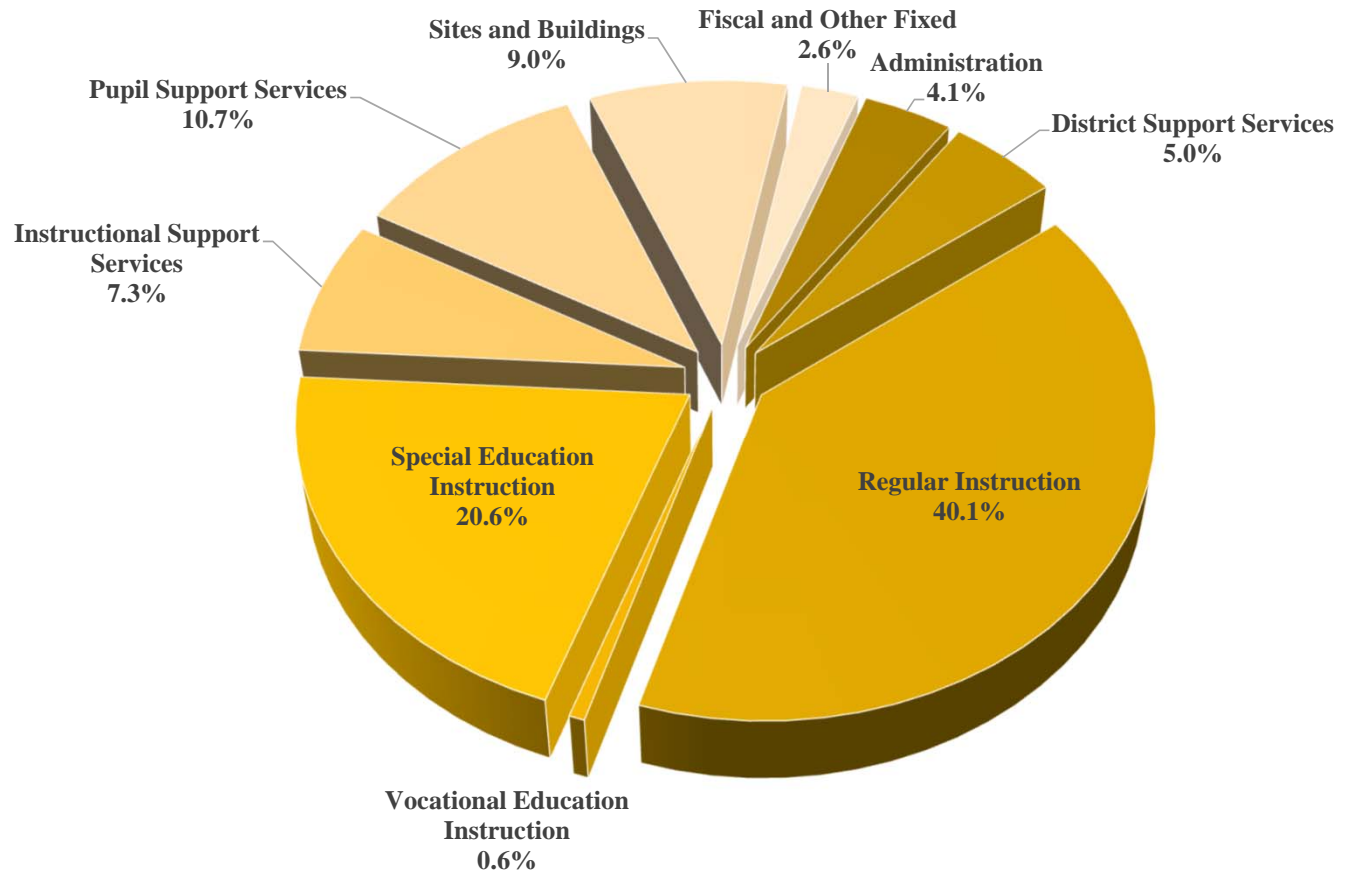
# General Fund Budget

---

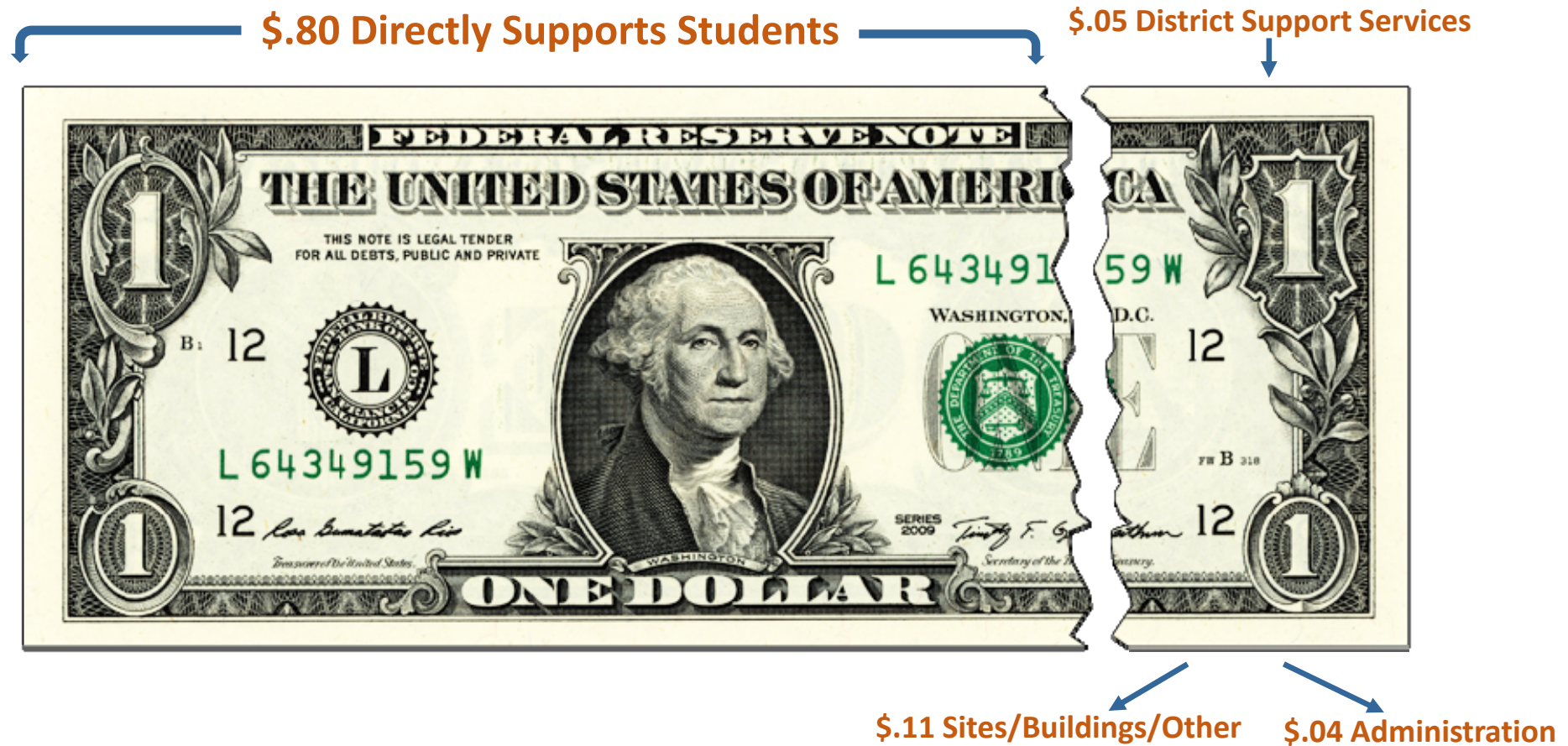
|                                 |                     |
|---------------------------------|---------------------|
| FY18-19 Unassigned Revenues     | \$34,597,627        |
| FY18-19 Unassigned Expenditures | <u>\$34,587,705</u> |
| <b>Surplus</b>                  | <b>\$ 9,922</b>     |

|                              |              |
|------------------------------|--------------|
| Ending Fund Bal June 2018    | \$ 2,418,218 |
| Estimated Fund Bal June 2019 | \$ 2,428,140 |
| June 30, 2019 Fund Balance % | 7.02%        |

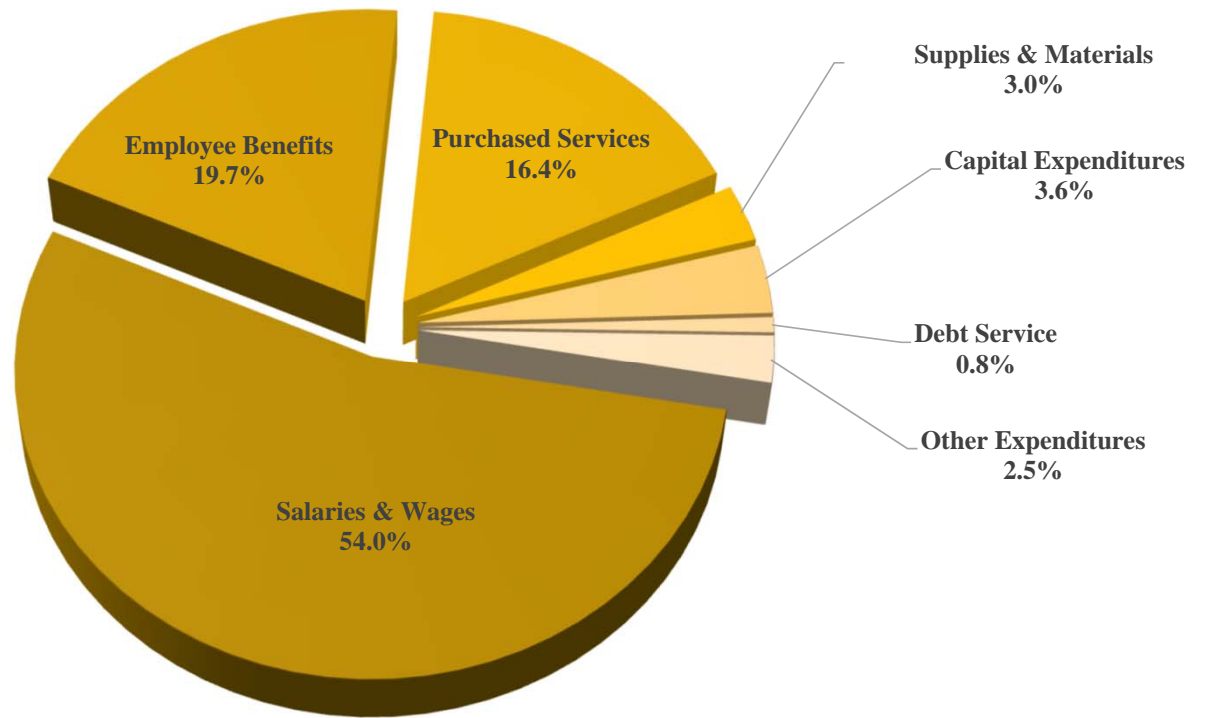
# Expense Budget Fiscal Year 2019



# Expense Budget Fiscal Year 2019



# Expense Budget Fiscal Year 2019



# Food Service

---

|                              |                    |
|------------------------------|--------------------|
| FY18-19 Revenues             | \$2,089,586        |
| FY18-19 Expenditures         | <u>\$2,099,337</u> |
| <b>Deficit</b>               | <b>\$ (9,751)</b>  |
| Ending Fund Bal June 2018    | \$ 507,516         |
| Estimated Fund Bal June 2019 | \$ 497,765         |

# Community Service

---

|                              |                     |
|------------------------------|---------------------|
| FY18-19 Revenues             | \$ 3,254,580        |
| FY18-19 Expenditures         | <u>\$ 3,340,744</u> |
| <b>Deficit</b>               | <b>\$ (86,164)</b>  |
| Ending Fund Bal June 2018    | \$ 433,327          |
| Estimated Fund Bal June 2019 | \$ 347,163          |

# Other Funds

|                        | Capital<br>Projects | Internal<br>Service | Debt<br>Service |
|------------------------|---------------------|---------------------|-----------------|
| FY18-19 Revenues       | \$ 517,397          | \$ 6,071,000        | \$ 4,561,515    |
| FY18-19 Expenditures   | \$ 2,391,584        | \$ 5,992,041        | \$ 4,851,828    |
| Surplus/(Deficit)      | \$ ( 1,874,187)     | \$ 148,959          | \$ (290,313)    |
| Fund Bal. 6/30/18      | \$ 2,750,162        | \$ 6,370,843        | \$ 1,055,464    |
| Est. Fund Bal. 6/30/19 | \$ 875,975          | \$ 6,519,802        | \$ 1,029,906    |

# Questions / Comments

---

Matthew Hammer

Director of Finance

Fridley Public Schools

[Matt.Hammer@Fridley.k12.mn.us](mailto:Matt.Hammer@Fridley.k12.mn.us)