



*A World-Class Community of Learners*

# **Fridley Public Schools Revised Budget FY 2018-2019 December 18, 2018**

**Matthew Hammer, Director of Finance**

# Fridley Budget Planning

Improving academic achievement

Using the most effective instructional strategies

Maintaining a safe and positive learning environment

Building financial stability

Improving parent, school and community partnership



# Fridley Budget Planning

Improving academic achievement

Using the most effective instructional strategies

Maintaining a safe and positive learning environment

Building financial stability

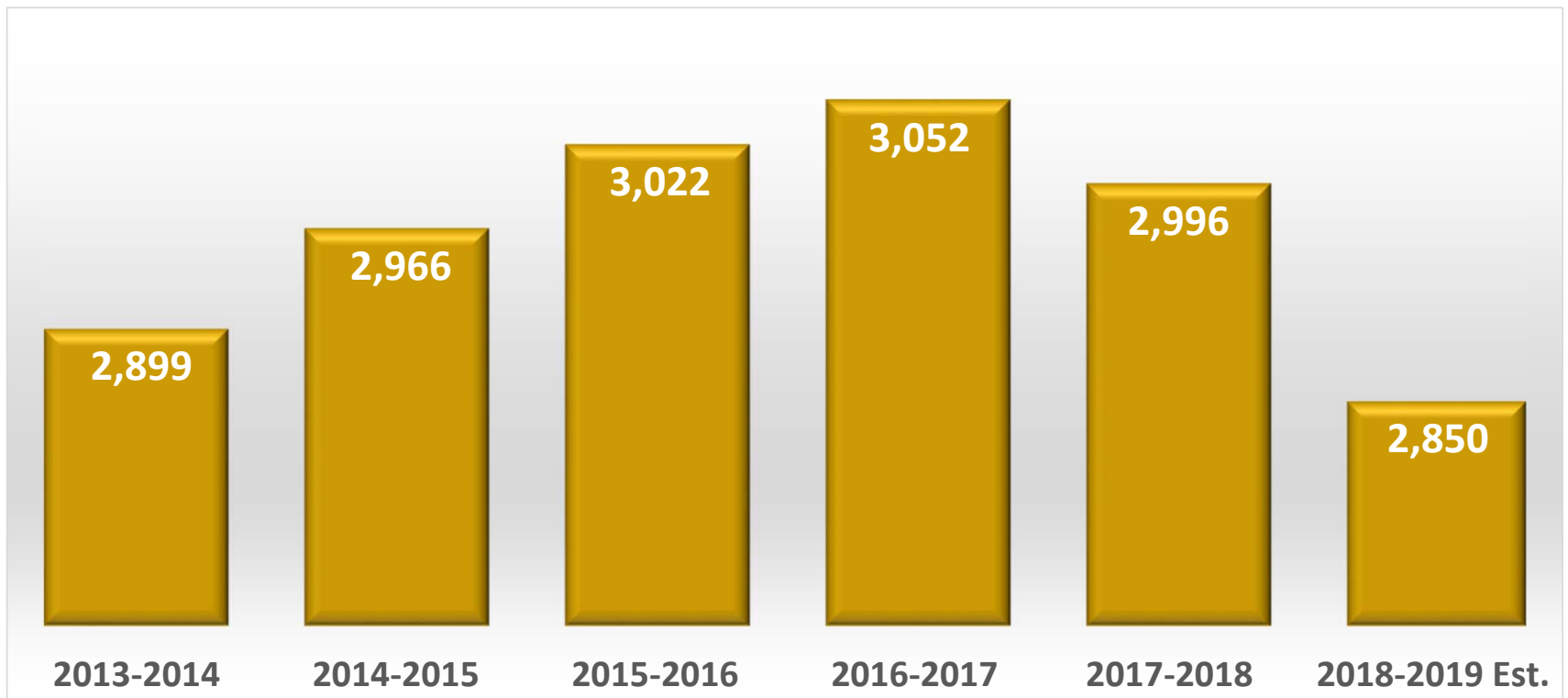
Improving parent, school and community partnership



# Enrollment

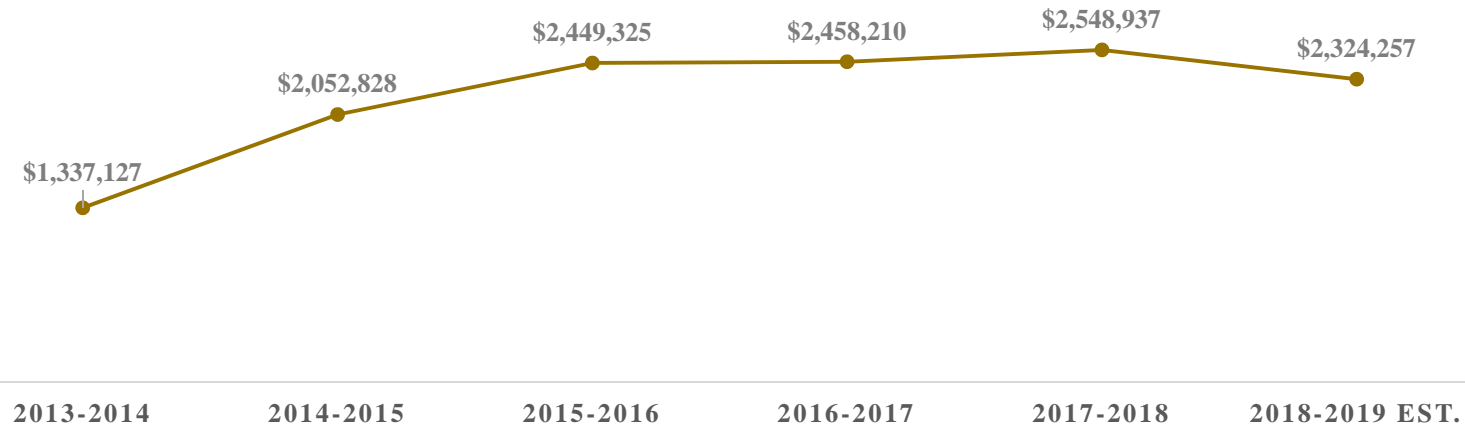


# Enrollment



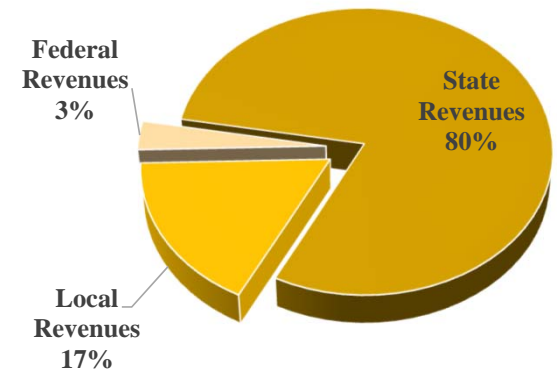
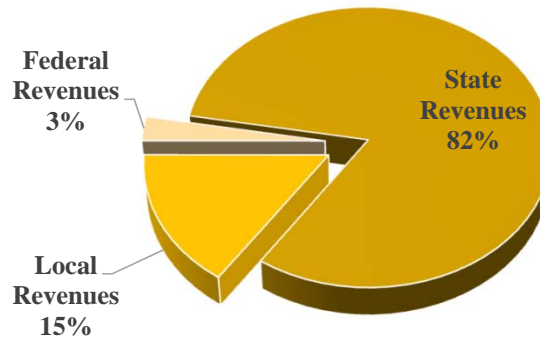
# General Fund Unassigned Fund Balance

	Actual FY13-14	Actual FY14-15	Actual FY15-16	Actual FY16-17	Actual FY17-18	Budget FY18-19
<b>Expenditures</b>	\$28,817,392	\$29,572,625	\$32,472,338	\$33,474,005	\$34,540,398	\$34,451,921
<b>Fund Balance</b>	\$1,337,127	\$2,052,826	\$2,449,325	\$2,458,210	\$2,548,937	\$2,324,257
<b>Fund Balance %</b>	4.64%	6.94%	7.54%	7.34%	7.38%	6.75%



# Revenue By Source

<u>Revenue Source</u>	<u>FY 18 Actual</u>	<u>FY 18 %</u>	<u>FY 19 Budget</u>	<u>FY 19 %</u>
State Revenues	\$35,959,679	81.7%	\$35,465,904	79.7%
Local Revenues	\$6,826,135	15.5%	\$7,614,467	17.1%
Federal Revenues	\$1,213,942	2.8%	\$1,420,528	3.2%
Incoming Transfers Other Funds	\$0	0.0%	\$0	0.0%
<b>Total</b>	<b>\$43,999,756</b>	<b>100.0%</b>	<b>\$44,500,899</b>	<b>100.0%</b>

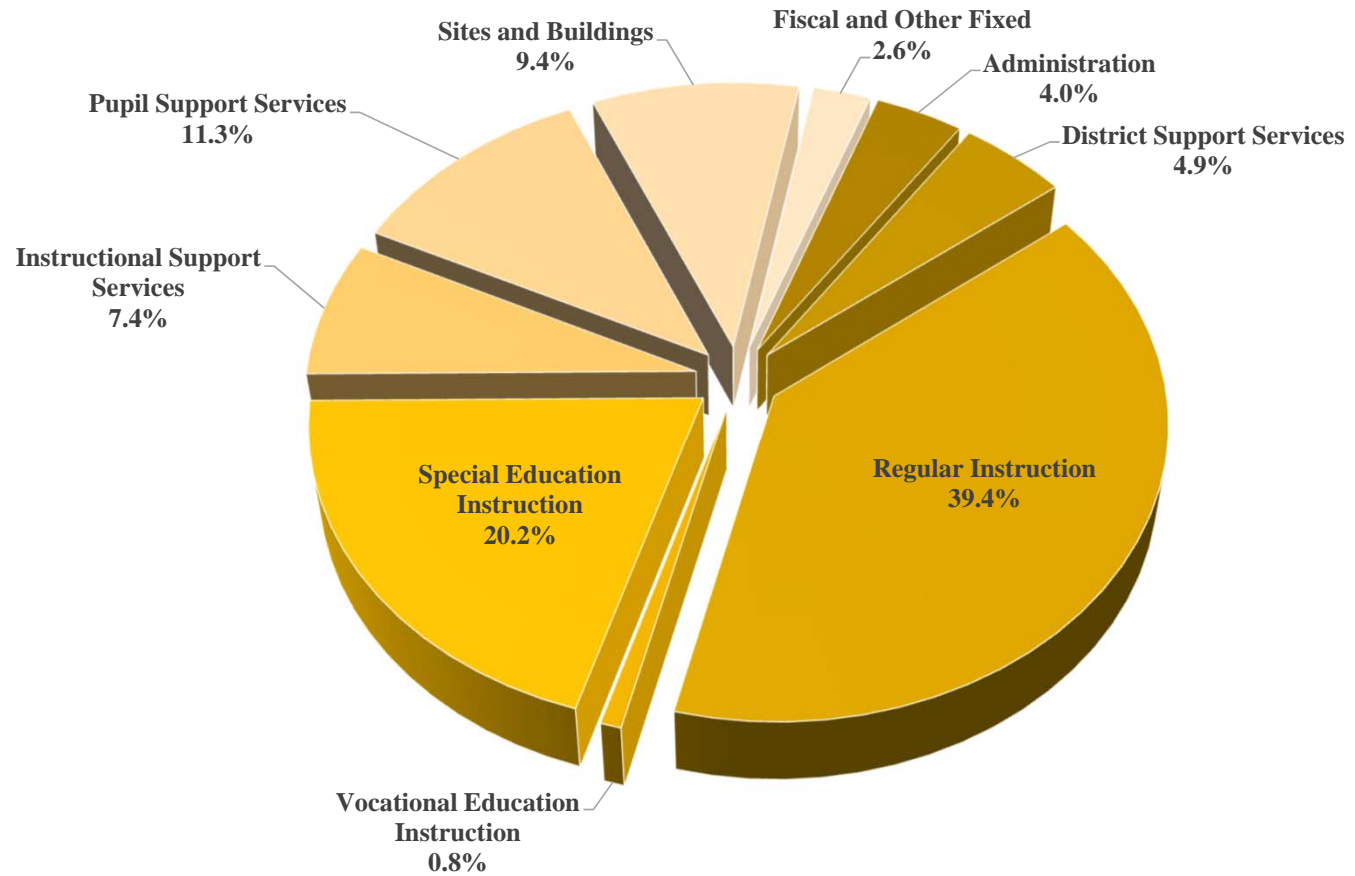


# General Fund Budget

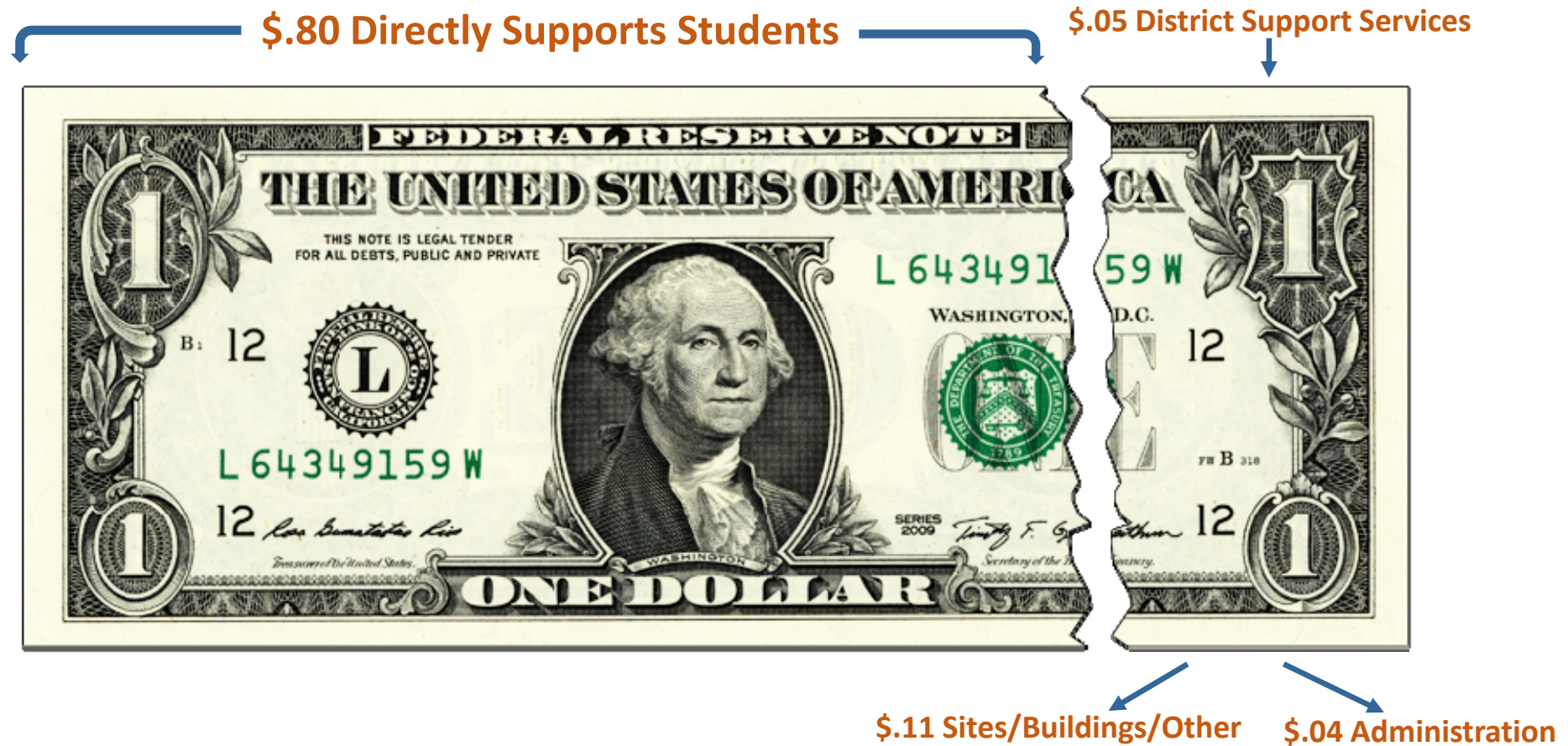
---

FY18-19 Unassigned Revenues	\$34,227,241
FY18-19 Unassigned Expenditures	<u>\$34,451,921</u>
<b>Deficit</b>	<b>\$ (224,680)</b>
Ending Fund Bal June 2018	\$ 2,548,937
Estimated Fund Bal June 2019	\$ 2,324,257
June 30, 2019 Fund Balance %	6.75%

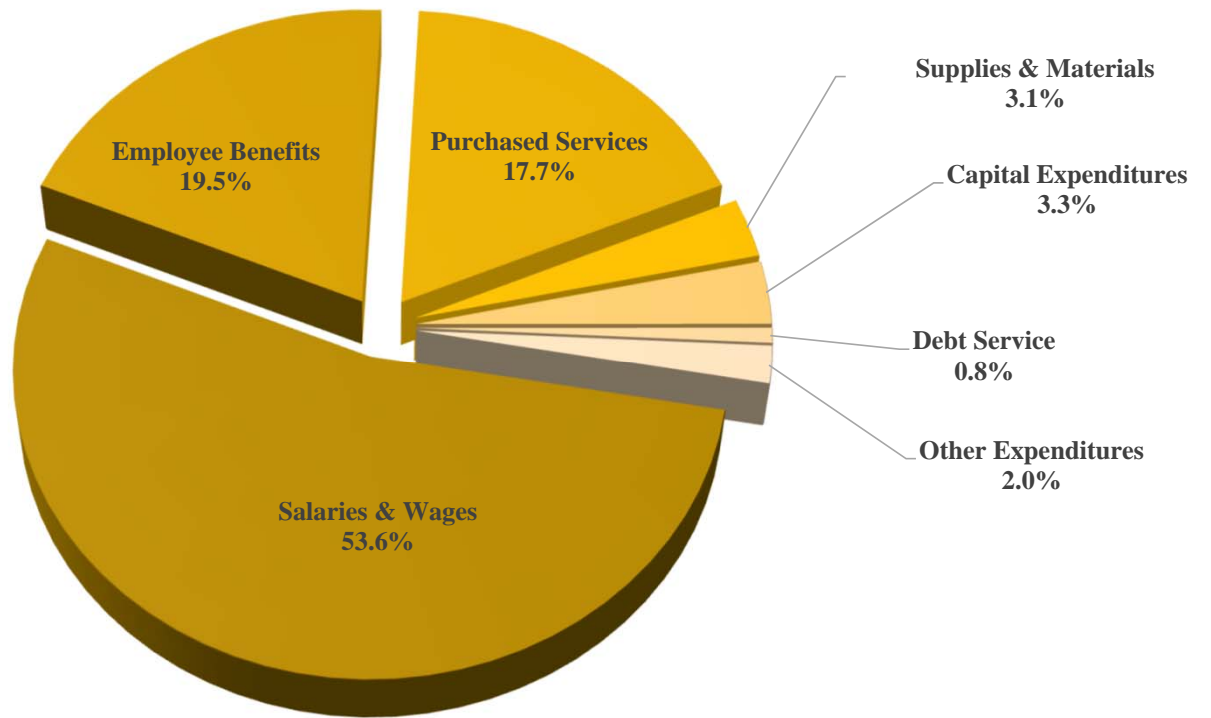
# Expense Budget Fiscal Year 2019



# Expense Budget Fiscal Year 2019



# Expense Budget Fiscal Year 2019



# Food Service

---

FY18-19 Revenues	\$2,154,533
FY18-19 Expenditures	<u>\$2,138,971</u>
<b>Surplus</b>	<b>\$ 15,562</b>
Ending Fund Bal June 2018	\$ 466,699
Estimated Fund Bal June 2019	\$ 482,261

# Community Service

---

FY18-19 Revenues	\$ 3,151,836
FY18-19 Expenditures	<u>\$ 3,212,094</u>
<b>Deficit</b>	<b>\$ (60,258)</b>
Ending Fund Bal June 2018	\$ 452,090
Estimated Fund Bal June 2019	\$ 392,832

# Other Funds

	Capital Projects	Internal Service	Debt Service
FY18-19 Revenues	\$ 536,397	\$ 6,071,000	\$ 4,561,515
FY18-19 Expenditures	\$ 2,977,177	\$ 5,992,041	\$ 4,851,828
Surplus/(Deficit)	\$ ( 2,440,780)	\$ 148,959	\$ (290,313)
Fund Bal. 6/30/18	\$ 2,812,775	\$ 7,318,810	\$ 1,057,725
Est. Fund Bal. 6/30/19	\$ 371,995	\$ 7,467,769	\$ 767,412

# Questions / Comments

---

Matthew Hammer  
Director of Finance  
Fridley Public Schools